



Schoolytics: The Perfect Partner for Google Classroom

Do you LOVE Google Classroom, but wish you had an easier way to manage all your different classrooms in one place? Do you wish there was an easier way to view data, communicate missing assignments to students, and grade late work?

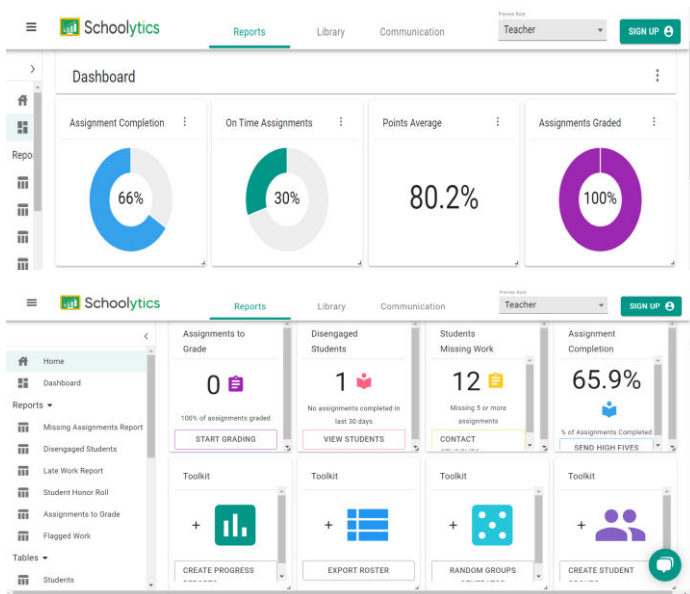
Schoolytics is the answer to almost any issue a teacher might have with Google Classroom. If Schoolytics doesn't have the answer, it is only a matter of time, as they have a team of coders (many teachers) adding new features each day!

Good news... Schoolytics has signed the **National Data Privacy Agreement**, so they are keeping student data safe, making it S3 Tech approved! ✓



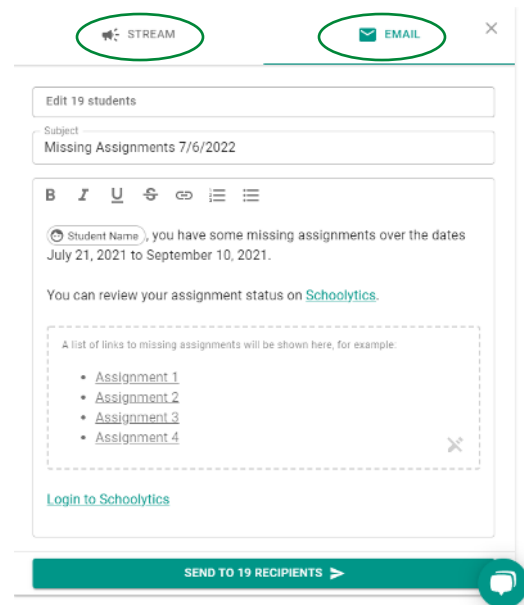
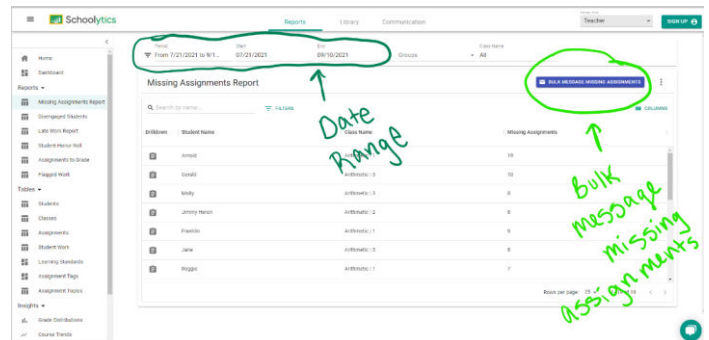
What is Schoolytics?

Schoolytics is an information hub that allows teachers to view things like average performance on assignments, number of missing assignments, things that have been turned in late, and so much more all on one dashboard!



Missing Assignment Reports

Schoolytics compiles a list of students with missing assignments. You can customize the date range you would like the report to cover, and even better, you can bulk message the students with missing work. Schoolytics will customize the message to each student to specifically show what they are missing and include a link to that assignment. Students don't get email? No problem, Schoolytics can also post this message to each student individually on Google Classroom's Stream.



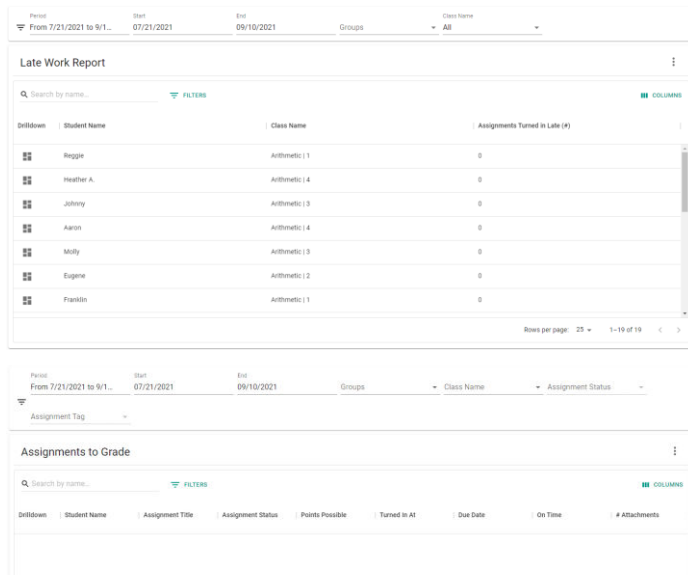
Late Work Report & Assignments to Grade

Do you have a difficult time keeping track of all the late assignments that have been turned in? Schoolytics has a report for that. Similar to the missing work report, teachers can customize the time frame they would like to



search. It will list out the students with the number of late assignments.

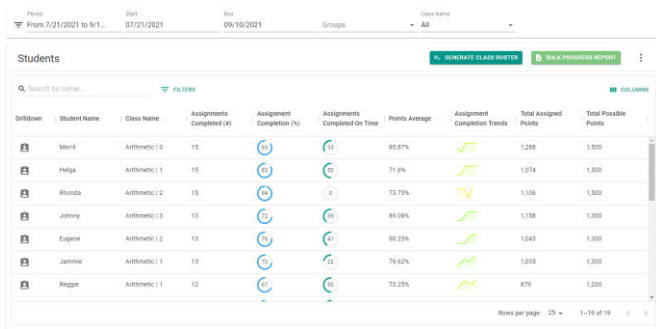
Looking in the assignments to grade section will compile all the ungraded assignments in once section. It doesn't matter if the students are from different Google Classrooms, you can still grade all the work in this section.



The screenshot shows two sections of the Schoolytics interface. The top section is titled 'Late Work Report' and displays a table with columns for Student Name, Class Name, and Assignments Turned in Late (#). The bottom section is titled 'Assignments to Grade' and displays a table with columns for Student Name, Assignment Title, Assignment Status, Points Possible, Turned in At, Due Date, and On Time.

Progress Reports

Schoolytics will generate progress reports for all your students. This will include information on assignments turned in on time, grade average, and points received for each assignment.



The screenshot shows the 'Students' progress report in Schoolytics. It displays a table with columns for Student Name, Class Name, Assignments Completed (#), Assignment Completion (%), Assignments Completed On Time, Points Average, Assignment Completion Trends, Total Assigned Points, and Total Possible Points. The table lists students like Merril, Helga, Rhonda, Johnny, Eugene, Jammie, and Reggie with their respective performance metrics.

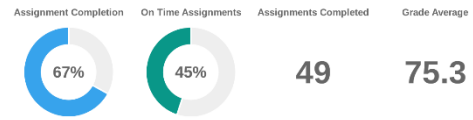
Bottom Line

Schoolytics can be a wonderful way to streamline data collected from your Google Classroom assignments. It's a great way to easily view information and trends across multiple Google Classrooms. If you utilize features like assignment tags and bulk missing work reports, it can save you a lot of time in grading and chasing after students with outstanding assignments! Be sure to keep up on S3's social media pages to watch small tutorial clips on best practices for using Schoolytics!

Powered by  Schoolytics

Progress Report - Draco M.

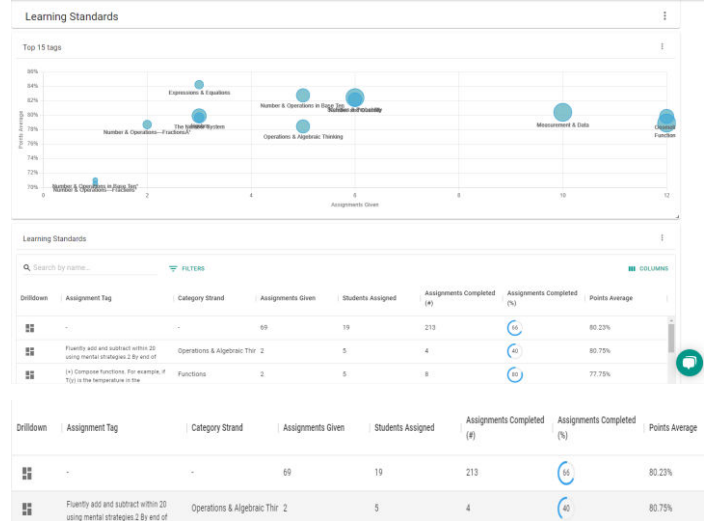
From: 2021-07-01 - 2021-10-20



Assignment Title	Class Name	Due Date	Grade (%)	Points Received	Max Points	Assignment Status
HW 11.c	Transfiguration 1	08/29/21	-	-	100	Assigned
HW 11.a	Magical Beasts 1	08/25/21	77.0%	77	100	Returned
HW 11.b	Transfiguration 1	08/24/21	71.0%	71	100	Returned

Learning Tags

When you create assignments in Google Classroom, assign it a "tag" in the assignment description using the pound symbol (#). You can then filter assignments based on the tag to see trends. A common tag are the standards that align with the assignment. Tag each of your assignments using #standard. This will help you see how students are progressing for that specific standard.



The screenshot shows the 'Learning Standards' section in Schoolytics. It features a bubble chart titled 'Top 15 tags' showing the frequency of various learning standards. Below the chart is a table with columns for Assignment Tag, Category Strand, Assignments Given, Students Assigned, Assignments Completed (#), Assignments Completed (%), and Points Average. The table lists standards like 'Expressions & Equations' and 'Number & Operations - Fractions'.